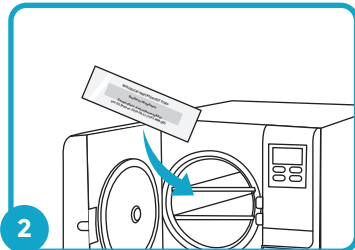


## Testing Instructions

Questions? Find helpful tips online at: [www.WoodhouseLabs.com](http://www.WoodhouseLabs.com)



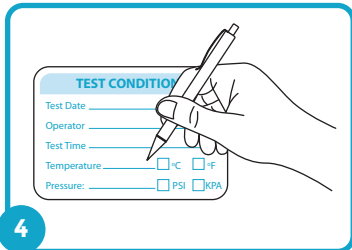
1 Remove **TEST strip** from mailing envelope. Do not open CONTROL sleeve.



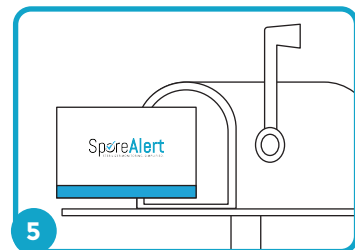
2 Place **TEST strip** in the center of your sterilizer with a typical load. Do not autoclave mailing envelope.




3 Sterilize according to normal procedure. Place **TEST strip** back in mailing envelope and seal.



4 (Optional) Record test conditions on the mailing envelope.



5 Mail back your test kit as soon as possible.



6 View your result online at: [www.WoodhouseLabs.com](http://www.WoodhouseLabs.com)